



RAINBOW CONNECTION

The Official Monthly Newsletter of the USS Heimdal, NCC 1793
Based (Space docked?) in Madison Heights, Virginia

STARFLEET'S CHAPTER OF THE YEAR 2008 & 2012
REGION ONE'S CHAPTER OF THE YEAR 1996, 2006, 2008, 2009, 2012, 2013
REGION ONE'S RUNNER-UP CHAPTER OF THE YEAR 2007, 2011, 2017, 2018 & 2021
BEST REGION ONE NEWSLETTER 2011 & 2020
BEST R/1 MONTHLY NEWSLETTER 2015, 2018 & 2020
BEST R/1 MEMBERSHIP HANDBOOK 2020
WINNER - BEST FLOAT AWARD, AMHERST CHRISTMAS PARADE – 2006, 2020, 2021

*The **JUNE IS DAIRY MONTH** Issue and
JUNE IS ADOPT A CAT MONTH Issue*

June 2023

Email: heimdalco@aol.com

Website: <http://www.ussheimdal.com>

Visit & LIKE us on Facebook at [Heimdal's Science Fiction Page](#)



Don't miss the next chapter of our continuing role play on page 18 of this newsletter ...



FROM THE COMMANDING OFFICER
Adm. Linda Smith - Starfleet SFDPP Certified



Hello!

We have been SO busy since the first of the year. I know **I'M** tired and have enjoyed the down time since the Trek Collectibles Auction. I needed it. Now we have a little bit of breathing time before we get started soliciting businesses and restaurants for our Annual Charity Auction in September. With a little extra time this year we can start canvassing for donations a little earlier or a little later. I'm planning to start a little earlier because I'm already looking forward to being finished with the areas Willy and I usually canvas. There's a lot to be said for getting that behind us.

We were disappointed at the turn-out for the Trek Collectibles Auction on May 13. The advertising was excellent and we got a lot of positive feedback from people that planned to come. It was disappointing that only 27 people showed up at the hotel and 18 of those were Heimdal members. There was SO much hard work that went into the event BUT when we decided to HAVE the auction, we knew we had a specific 'target audience' that was not the size or scope of the people we appeal to with our Annual Charity Auction. We took a huge gamble. The UP side of this is that we aren't likely to receive any more donations of Star Trek vintage collections and we probably won't do a Collectibles Auction again.

We DID make money. We made a walloping **\$1,249**. Our total at the event was **\$922**. Afterward, I posted a list of the items that didn't sell and got offers and purchases totaling an additional **\$307**. Even with the hotel fee for the auction room of \$422, we still came out ahead and MADE money. So, in the end, it was a successful undertaking. A special THANK YOU to EVERYBODY that worked so hard to make it the success it was.

So now we're looking at fall with the Annual Charity Auction in September and our 2024 Space Camp Contest beginning in October. Then that's it for the rest of the year except for the Halloween Party and Christmas Party and we don't have to do anything for those except show up and have a good time. We're slowing down to a cruising WARP Factor 4.



Us at the Trek Collectibles auction, hotel lobby ... in uniform & costume

FROM THE OFFICE OF THE EXECUTIVE OFFICER

XO, Chief Science Officer, Adm. Willy Smith – Starfleet SFDPP Certified

Another month has rolled thru and we made it thru the Heimdal's Trek Auction and even made a profit ... although smaller than we had hoped for. Kudos to Linda for posting the "leftover items" somewhere and an online auction was born (we are still distributing the items.) Who woulda guessed?



Trek auction plans were set for the Heimdal crew to be in costume and I saw STARFLEET uniforms but I was the only Vulcan ... ears and all ... sitting right out front where people that were hotel guests asked for photos with me or with our Trek standees. It was graduation weekend and the hotel was packed with parents, caps and gowns and so on. I think people were looking to have their picture taken with a freaky looking thing such as myself to set off their graduation pictures.

As usual, our people did their jobs well, such as Julie whose energy was contagious and Angie was like the Road Runner, zipping pages to the payment area and back so fast. An awesome crew who helped us pull this thing off and *everything* wasn't apparent that day such as advertising, TV and radio interviews, flyers, numbering and setting up the items and can't forget the auctioneer. Thanks so much for getting us thru this ... let's not do it again.

The chapter is operating well overall and our members continue to



Bonnie & me figuring up how much mosey we made at the end of the auction



renew (THANKS!) and for tolerating my friendly reminders.

Check out Carl's phaser sim report for May in this issue: I was a rabbit. We also have a Game Night planned for June 10 ... our first this year ... so try to join us for another wild night of Putt-Putt. (or Board Games if the weather is bad). Carl is working on more phaser simulation in June, so mark your calendars. Hope you join us.

(I'm sort of enjoying *Adopt a Cat Month and Dairy Month*. They're a nice change from auctions ...)



FROM THE DESK OF THE SECOND OFFICER RAdm. Carl Davis, 2nd Officer's Report, June 2023

The very busy month hosted the Heimdal's first ever Trek Memorabilia Auction on May 13. Much work went into cataloging and numbering the items for auction and advertising touched a lot of people with the items that would be going up for auction. Kudos to everyone involved and I am convinced that all was done that was necessary to make it a positive experience. Since this was our first attempt to host such an event, we knew that it could be an enormous success or a mediocre result. Unfortunately, we did not have the large crowd that I had hoped for and those in

attendance wanted to pay far less than the items we had were worth. It was very disturbing for me as auctioneer to nearly have to beg for bids on items that I knew the value of because I have been collecting Trek memorabilia for decades. I added some items to my collection simply because I could not bear to see them given away.

On the positive side, some people got things that they needed for their own collections at below wholesale cost and the club added some funds to the treasury that will be used for our ongoing work. I have a feeling that we may not tackle another auction of this type in the near future.

Memorabilia has always been on an up and down scale and apparently our auction coincided with a low ebb.

Thanks again to everyone who put in their hard efforts to pull the auction off. Your work was not wasted.



Glenda showing an item I'm about to auction

MEETINGS AND COMMITMENTS

JUNE MEETING

The June meeting will be June 17 at the Madison Heights Library and on ZOOM starting at 6:30 p.m. The theme will be *Hobby Night* and will be a chance for us to tell everyone about our Hobby, Trek and otherwise, and bring an example to show. We've done this before and it is really cool seeing what our members enjoy doing / collecting when they aren't doing Heimdal stuff. I was amazed at some of the neat stuff we do and you will be, too. This is something ALL of us can be a part of whether you're in person at the library or on ZOOM. If you don't have a hobby to share, that's fine. You might get an idea from someone that DOES or you can tell us about a hobby you'd like to get involved with.

Do bring an item for refreshments and feel free to bring a guest.

Darrell will be our ZOOM coordinator, doing a little extra duty while Tim and his wife are relocating to their new home in northern Virginia. (THANK YOU, Darrell). Here are the ZOOM coordinates and we'll see you there.

Heimdal CO is inviting you to a scheduled Zoom meeting.
Topic: Heimdal 2023 June Zoom - Hobby Night



Dennis showing us his amazing cross-stitch hobby / work of art



Time: Jun 17, 2023 06:30 PM Eastern Time (US and Canada)

<https://us02web.zoom.us/j/89805159584?pwd=ZysvSlh5OTZHNXNudk82YnU0TjE2Zz09>

Meeting ID: 898 0515 9584 Passcode: hobbynight

MAY MEETING

Region One Awards and Trivial Trek May 2023 Chapter Meeting of the USS Heimdal

By Commander Bud Walker, Navigator

The Heimdal crew gathered at the Madison Heights Public Library (part of Amherst County Public Library system) and online via Zoom on May 27, 2023, for the monthly chapter meeting.

Admiral Linda Smith called the meeting to order and reported on the results of the recent Star Trek Collectibles Auction. Admiral Smith stated that the turn-out was not as large as had been hoped for but that \$922 was collected. Sales on Facebook of items that didn't sell at the actual event have resulted in an additional \$307 profit, bringing the actual total to \$1229.00. Subtracting the hotel fee from this still delivered a profit, so she considered the event to be a success. Admiral Smith thanked the Advertising Committee and all the volunteers who showed up at the auction. She also gave a special shout-out to First Officer Willy Smith, Second Officer Carl Davis and Bonnie Davis for all their many hours of work getting the auction together.

Admiral Smith then called on First Officer Willy Smith, who had brought several left-over items from the auction. Several members at the library and on ZOOM made purchases, and a contribution of VHS tapes was left for the library.

Admiral Smith then made several announcements on upcoming events:

- Game Night is June 10, rain or shine
- The next meeting of the chapter is June 17 and will be Hobby Night
- The annual charity auction will be September 16, canvassing to begin immediately
- The deadline for the next newsletter is June 1

Commander William Walker made a short presentation of recruitment materials. He showed a redesign of the trifold brochure for the chapter, as well as a mock-up of a business card that will contain a QR code that takes interested prospects to a recruitment page on the chapter's web site. Commander Walker took suggestions for improvement and revisions from all those present.

Admiral Smith indicated that she would like to redesign the layout of the chapter's newsletter and asked for ideas and suggestions to be submitted to her.

Rear Admiral Carl Davis announced that the next phaser simulation will be June 24th. Fleet Captain Darrell Millner provided a quick update on the Engineering Department.

Admiral Smith announced 2022 awards given by Region One to the chapter and its members.

To the USS Heimdal:

- Unit Regional Distinguished Service Award – for extreme excellence and service to Region One and their community
- Meritorious Unit Commendation – for extraordinary performance of duty and meritorious achievement
- Sol III Award – For the Heimdal's aluminum **recycling program**
- **Final Frontier Award – For the Heimdal's Space Camp Program**

Individual Distinguished Service Awards:

- Willy Smith - For his hard work, dedication and service as Executive Officer of the USS Heimdal in 2022. Said service demonstrating exceptionally meritorious service to STARFLEET Region One Clearly above and beyond the Call of Duty


Region One Commendations (nominated by the CO, Linda Smith)

for contributions above and beyond the call of duty to the Heimdal and to Region One:

- Willy Smith
- Tim Hazlett
- Tammy White
- Glenda Blanks
- Darrell Millner
- Carl Davis
- Bonnie Davis
- William Walker

Meritorious Service Award:

- Allen Hatter – For being an exceptional USS Heimdal Cadet





Region One Annual Awards:

Darrell Millner – For being chosen the Best Regional Department Chief

Darrell Millner and USS Heimdal's Engineering Department – Best Regional Department Newsletter

Admiral Smith concluded the business portion of the meeting by announcing that long time member, Dan Blanks will be having surgery on June 1, and that everyone was asked to keep him and Glenda, his wife, in their thoughts and prayers.

Rear Admiral Carl Davis hosted a Trek Trivia Game with the Zoom people playing against the in-person members at the library. The Zoom Team took an early lead, but the Library Team clawed its way back from a deep point deficit. The competition was close from that point on, with both teams coming to within five points of victory. However, the Library Team was able to squeak out a narrow victory by answering the final question correctly.

HEIMDAL'S STAR TREK COLLECTIBLES AUCTION

By Jonathan Hatter



The first Star Trek Collectibles Auction was conducted by Heimdal Command Staff and crew members on May 13th, 2023. Located at the Lynchburg Grand Hotel there was a large selection of items that included cards, books, posters, and autographed pictures. Thanks to everyone who donated all of the memorabilia during the pandemic from lost loved ones collections.

As always, Carl Davis did a superb job as our auctioneer. There was a great deal of work put in by Linda and her staff to get everything tagged and set up on the previous Friday. Thanks to Bud Walker for his work to advertise the auction; the poster design is awesome! Thanks to everyone for their hard work before and during the auction.

A number of crew members were in attendance to help and observe. Outside the ballroom were Carol Arthur, Angie Arnold, Tammy White and Robin Hudson who manned the greeting table. They signed everyone up as they arrived and assigned bidding numbers to each person. Bonnie Davis and Willy Smith were our bankers, inputting information into the laptop and accepting payment. Dan and Glenda Banks worked to sell off the remainder of the Heimdal cookbooks. Joe Arnold, Julie Witcher and Glenda Banks served as our runners, delivering items to the winning bidders in the audience. Bud Walker and I tracked all the bids and gave the completed bid sheets to Angie, who then delivered them to Bonnie and Willy out front. Richard and Bud were Security. Robert and Cindy Ward came to provide backup and additional support. Thank you all for coming out to support the crew!



People walked away with some very interesting memorabilia. Personally, I got several Christmas ornaments that include the Galileo shuttlecraft, the Doctor from Voyager, and a TNG Enterprise. There were a great deal of Christmas ornaments for sale. Carl pointed out how valuable some of them are to collectors by citing the online prices. Many of them had minimum bids to support their worth.

Our tracking system went well. I think it's very valuable to have two of us tracking the bids so we can back each other up. Then getting the completed sheets to payment helps keep everything moving forward.

The idea for the auction was fantastic and I relish any chance to put on my uniform. All who showed up looked great and represented the crew well. I know it was tough on Linda and the team getting everything ready at such a rapid pace but I think you guys did a wonderful job in the time you had. The final tally was \$977 taken in at the event and \$307 for items not sold at the auction but posted later; so after the \$422 cost of the room we still came out ahead!

It would have been great to have more people attend but I believe that those who came out had a good time and got some great deals. In the end we made a profit and got to dress up. I know I love my purchases!

HEIMDAL PEOPLE

STARFLEET ACADEMY GRADUATES – CONGRATULATIONS!

FCAPT Darrell Millner

Darrell Millner:

Combat Engineer (CE) **CE-201** *PASS* 05/08/2023 IOSS - College of Orbital Mechanics

COOM 101 Laws of Motion and orbits *DISTINCTION* 05/19/2023

COOM 102 Obtaining an Orbit *HONORS* 05/22/2023

COOM 103 Types of Orbits part 1 *DISTINCTION* 05/22/2023 IOSS - College of Astronomy

AST 101 - The Rocky Planets *DISTINCTION* 05/23/2023

AST 102 - The Gas Giants *DISTINCTION* 05/23/2023

AST 103 - The Dwarf Planets *HONORS* 05/25/2023

IOSS - College of Rocketry and Propulsion

COR 101 HISTORY *DISTINCTION* 05/20/2023

COR 102 BACKGROUND AND APPLICATION *DISTINCTION* 05/25/2023

IOSS - School of Planetary Identification & Discovery

SPID 106 - A Planet Pt 4 *HONORS* 05/13/2023

IOAE - College of Communications

DISTINCTION for COM 101 - Interspecies Interaction completed on 5/30/2023



William Walker Jr :

IOAE - College of Communications **COM 101 - Interspecies Interaction** *HONORS* 05/09/2023

IOIE - College of Bond, James Bond (CBBJ)

BJB 101 - Dr. No *HONORS* 05/17/2023

BJB 102 - From Russia With Love *DISTINCTION* 05/19/2023

BJB 103 - Goldfinger *DISTINCTION* 05/26/2023

BJB 104 - Thunderball *BJB 104 - HONORS* 05/26/2023

IOIE - College of Military Intelligence (CMI)

MIH 101 - Military Intelligence History *DISTINCTION* 05/21/2023

IOIE - School of Espionage(SOE)



SOE 102 - Counter Espionage *DISTINCTION* 05/08/2023

SOE 103 Escape and Evasion *HONORS* 05/24/2023

IOMOS - COAA - School of Arms **WPN 101 - Small Arms Identification**

Pt. 1 *DISTINCTION* 05/10/2023

WPN 102 - Small Arms Identification Pt. 2 *DISTINCTION* 05/17/2023



SPUDCOMICS.COM

COW COACH

© 2012 LONNIE EASTERLING



WPN 103 - Small Arms Identification

Pt. 3 *DISTINCTION* 05/17/2023

WPN 104 - Ammunition Identification *DISTINCTION* 05/19/2023

WPN 105a - Hand Grenades Pt 1 *DISTINCTION* 05/23/2023

WPN 105b - Hand Grenades Pt 2 *DISTINCTION* 05/23/2023

IOSTS - College of Security in Trek

IOMS CST 004 Sec. Chief- Chief of Security Section *DISTINCTION* 05/17/2023

IOMS CST 005 Security Clearances *DISTINCTION* 05/23/2023

IOIE - College of Bond, James Bond (CBBJ)

DISTINCTION for BJB 103 – Goldfinger on 05/26/2023

IOIE - College of Military Intelligence (CMI)

DISTINCTION for MIH 102 - Surveillance Aircraft Pt. 1 on 05/25/2023

BUD WALKER IS ASSISTANT HEIMDAL WEBMASTER

Produces New Recruiting Materials

In January Bud Walker accepted the position as Heimdal's Recruiting Director; a position that had been vacant for a number of years. Bud has recently done an excellent update of the Heimdal's recruiting trifold flyer and has introduced a Heimdal business card for consideration. They are both excellent.



Bud

The plan is to tie in the business cards with the addition of a QR code on the card itself that will lead the card holder to the Heimdal's website.

Heimdal webmaster, Weston Webb, a very new parent of a baby boy with his wife and Heimdal member, Sarah Webb, has asked Bud to be his Assistant Webmaster to be in charge of the recruiting business card's QR code and the tie-in with the website for additional information. Bud has accepted the position, which will also include updating the website with Weston. This is especially helpful to Weston at this time as he is VERY engaged with his

new son and said, *"I hardly have time to check my messages right now."*

The Heimdal will now be moving into the 21st century with the addition of the recruiting business cards with the QR code. We have a very special, talented website team. Darrell Millner has agreed to assist with the website when needed.



Sarah, Weston & baby boy, Phoenix

RENEWALS

A special **THANK YOU** to Anette Overstreet, Virginia Williams, Carol Arthur & Darrell & Barbara Millner for renewing and staying with our Heimdal "family" for another year.

Our Membership Coordinator (one of the many hats he wears), Willy Smith sends out email reminders to everyone a month in advance of your renewal date. **THANK YOU, Willy!** And he will renew for you with the Heimdal's PayPal account and you can pay us back if you'd rather do it that way. To pay the Heimdal back if we renew for you, please make your check out to Linda Smith and she will deposit it into the Heimdal's account. We ask that you reimburse the Heimdal in no less than 60 days following your renewal.

XXX PLEASE NOTE: When Willy sends you your renewal reminder, he includes in that email your SCC number and expiration date.


Remember, Starfleet suggests you renew a month before your expiration date so you won't risk being removed from the Heimdal's roster, which happens at the stroke of midnight on your expiration date if you haven't renewed.

Those needing to renew are

June - David Frankham – June 17

July – Carl & Bonnie Davis – July 30

August – Brett & Julie Witcher – August 6





Zak & Jody Lyon – August 7

Eric Merrill – August 27

September – Jimmy Farlow – September 2

Beth & Peter Hopkins – September 5

JUNE QUESTION OF THE MONTH

If you could have ANY ONE Star Trek collectible FOR FREE, regardless of cost, what would it be (except the REAL Enterprise, of course)?

Weston Webb: I've always loved The Next Generation's tri-dimensional chess set. There are many purchasable replicas and toys of it, but none come close to the original and its sheer stunning beauty. In fact, I would design a whole room around it and make it a centerpiece for sure

Linda Smith: Mr. Spock!!!!

Jimmy Farlow: I've always wanted a prop Mark IX tricorder. Those things are pricey if they light up.

Gary Burley: Star Trek the original series flip communicator

Robin Hudson: The 3D chess set

Jonathan Hatter: I wish I could have the opportunity to take a photograph of TOS crew and actually get the each of the cast members to each sign it in person for me. I would have the picture and the memory of meeting each one of the actors.

Dee Stinson: A Spock action figure!

Robert Ward: Ooh, I would love an Eaglemoss Defiant model!

Tammy White: Good question with so much to think about. I'll assume I have space for whatever it is and get back to you.

Karen Delano: A working tricorder ... medical tricorder 😊

Tammy White: I'd like a complete set of every script autographed by everyone in that episode. I think it would be cool to have all the guest and main characters autographs from all the series and all the movies. It would be a great recruitment tool, too.

Willy Smith: Since we were robbed of our JETPACKS I grew up thinking we'd have, I will settle for a Trek personal transporter that fits on my belt.

Darrell Millner: **Commercially available collectible or the next level stuff:** I miss my old "Star Trek Super Phaser II Target Game" from the 70's. As I remember, it was my 'first' Star Trek collectible. **Fantasy:** I would like the Runabout "Danube-class" set from ST:DS9. What an amazing mancave that would make.

HEIMDAL STUFF

CONTEST: HEIMDAL NEEDS NEW NEWSLETTER PAGE DESIGN

Our Heimdal newsletter, Rainbow Connection has been using the same page design for a number of years. While it allows extra room for our news and photos, it is starting to be a little bit tired and is time for an update.

If you folks with 'designing minds and ideas' would like to submit a page design / layout, that would be great. The winner will give it a much-needed uplift. If you have an idea, please submit it to me at heimdalco@aol.com by the deadline of **July 15**, which is also the date of our July meeting.

What we NEED – 1) as much room on the page as possible because we have a lot of news and a lot of cool photos and we don't want a new page design to compromise the space we need. **2)** something that has a tie-in with what we are and who we are and maybe our newsletter title, but that's just a suggestion. **YOUR** creativity and imagination are what we're looking for.

What we DON'T want: The main thing we DON'T want is to use the LCARS layout. While that looks good and is certainly Star Trek-like, there are a HUGE number of Starfleet chapter newsletters that use that design. Our goal is to be different, imaginative and unique.

OK ... see what you can come up with, make this fun and we hope to have a new page design by fall. There will be a small prize for the winner.

HEIMDAL GAME NIGHT

From Angie Arnold

Don't forget the Heimdal's first Game Night of 2023 will be Saturday, June 10 ... rain or shine.





We will meet at 6:30 p.m. at Putt Putt on Timberlake Road in Lynchburg for a fun evening. Should we have rain, we will have a Board Game Night at the Madison Heights Library starting at 6:30 p.m. Everybody may bring their favorite board games, card games, etc. and share them with anyone interested in that particular game. We will probably end the evening with Charades, which is ALWAYS fun.

Please DO watch your Heimdal email for updates on the weather and exactly what we will be doing for Game Night. This is a fun evening relaxing and having fun with friends AND there will be NO meeting ...



HEIMDAL RECEIVES FINAL AMAZONSMILE DONATION

The donation was deposited to your organization's bank account between May 1-4, 2023. Please read the following information closely as it contains critical information about receiving your final payment(s) from the AmazonSmile program.

As of May 10, 2023 your organization is eligible to receive a [one-time bonus donation](#) equivalent to three months of what you earned in 2022 to help with the transition due to the program wind-down. In order to remain eligible, please continue to maintain good standing with the IRS and other local and state regulatory agencies.


The bonus donation will be disbursed the week of May 15. Once the disbursement process is completed, you will receive an email notifying you of the status of your bonus payment.

We are **discontinuing access to Org Central on May 29.** If you have questions, please do not hesitate to contact AmazonSmile Charity Support
Thank you, Your AmazonSmile Team

RILEY'S RAMBLINGS ...

BUILDING THE 'JAWS' SHARK – Bruce!

By Richard Riley



Hello and I hope that everyone is enjoying the nice weather we have been having! A bit rainy but I am fine with that! I would rather ease into Summer than jump right into 90-degree weather!

For this month's newsletter I wanted to discuss my latest project, a life-size shark head from the movie JAWS! The client is opening a restaurant and the décor will be based on movies of the 70/s and 80's and he needed a JAWS bust! When he contacted me, I assumed that a company had to already be making one but after researching it I found that was not the case.



The shark from JAWS (named Bruce by the production crew after Steven Spielberg's lawyer at the time) is very unique! First the size - most replica sharks that are made are quite a bit smaller than what was shown in JAWS. Secondly was the overall look. Bruce has a very distinct look that actual sharks do not have, large jowls! The head has those jowls to hide the hinge mechanism for the mouth. So, after my research I signed up for the task of creating this replica. By looking at still images from the movie I was able to scale out the size of the beast, the mouth is over 40 inches wide, the depth and height are 48 inches.

So, first things first - I create a cardboard pattern to the scale that I need then transfer it to the foam. I cut out the profile of the head and actually have it in 2 halves. I did this to install wood for support after the build. This will be secured to a wall in the restaurant so needs ample supports inside of the head. After doing the initial profile cut, I then start the task of carving it down and getting the shape right. I used a 3D printed head of Bruce that I had a friend make that I was using as reference. I do that whenever I can to help get the shapes carved correctly.


After getting the overall shape laid in, I needed to turn my attention to the mouth and teeth! I created about 30 teeth to begin with of various sizes then made molds of them. The teeth are made from a resin so all I needed to do was put the resin in the molds and I was all set! The mouth has well over 140 teeth! When researching anything I always start down a rabbit hole. I found out when researching sharks that they shed their teeth and can have over 30,000 teeth in their life time! Truly amazing creatures!

Well, after getting the teeth made, I then had to set them in the mouth with a putty epoxy. After that came the hard part and making the finish smooth. Foam by its very nature is rough and beaded. The head needed to be smooth so I started the task of applying a material called Presto Patch, a type of joint compound. I would apply it then sand it, apply then sand. This was more like doing body work on a car than anything else! After that the final coat of epoxy was applied. That seals in all of the joint compound and makes the piece rock solid. Unlike some coatings that I use this creates a hard-shell coating that is very tough with little to no give to it. After that the paint was applied. I tried several different techniques to try and get it to look natural and ended up settling on using thinned out latex paint in spray bottles and just spraying the piece with several different shades of gray paint making the overall color look more real rather than just one solid coat of gray. The white was applied but was muted out with various shades of grays and tans.

The mouth has several colors of pink and purple for the tongue and gums and then of course some red was added to indicate a fresh kill! A gloss coat was added to the teeth and mouth and the last thing that was installed were the eyes. I used clear domes that I painted gloss black to give it the appropriate look.

All in all, an amazing project that I truly loved making! This was a true labor of love since JAWS is by far one of my favorite movies of all time!

FROM OUR DEPARTMENTS



<<<SECURITY>>>



SECURITY REPORT, June 2023 By RAdm. Carl Davis, Security Chief

I am pleased to say that we provided Security for the Trek Memorabilia Auction and everything went smoothly. Only a few people moved items around on the tables and they were returned so they could be accessed for bidding.

Thanks to those in Security and those who aided in keeping an eye on the items.

I am pleased that we got in our monthly phaser simulation. We only had three in attendance as other activities pulled our usual attendees away. I had been suffering from a bum knee all week and was pleased when, by Friday evening, the pain was gone and I felt like I could run through the woods without doing additional damage.





Saturday afternoon brought Science Department members, Willy and Bonnie to the field and I was present to represent Security in our games. We agreed that we would begin by playing department against department in a game of elimination on the middle field. Winner would be the department with the last member standing. Both teams took up starting positions behind the “forts” made with stacked metal drums. At the whistle, paint began flying back and forth. My Tippmann marker that I named Vera was shooting unusually well and within the first minute Willy called out as he took a hit to the hand. Less than a minute later Bonnie joined him as Security took the first game.

For the second game we reversed ends of the field and this game took considerably longer to play. Two against one is never an ideal situation and Team Science threw everything they had at Security. Bonnie had moved downhill, which gave her the advantage of using a crossfire but the drums offered excellent protection for the lone Security officer. After several minutes a shot eliminated Willy and the odds were evened. Finally, Bonnie also called out and the game went to Security.

We then decided to play a couple games of hare and hounds and Bonnie went into the woods to be pursued by Willy and Carl. She had to avoid being eliminated for 25 minutes, which meant she needed to find a good hiding place and take out the hounds before they found her. The game is nerve-racking for all involved as the hare waits and the hounds search the forest unsure of which tree might have the hare pointing the simulated phaser waiting to spring a surprise. After 15 minutes Bonnie was finally spotted in thick mountain laurel as she opened fire on Carl who had seen her a split second earlier. He shouted her location to Willy who moved in closer. The cover was so thick that Willy thought Bonnie was a stump and fired three rounds at her, two of which found their mark.

Willy agreed to be the next hare and he made his way back into the forest to find a good ambush point. Bonnie and Carl eased back in a possible direction that he may have gone. Again, each tree and clump of laurel could hold the dangerous hare. After several minutes Bonnie spied what appeared to be a dark spot laying in a clump of laurel. As she watched for movement Carl eased down beside the laurel from another direction because something told him it would be a good hiding place. It was an almost uncanny feeling that made him turn back to look underneath the bushes and observe the figure of Willy laid prone facing the other direction. Carl quickly raised the phaser and shouted, “*Do you yield to the motionless figure?*” “*Sure,*” Willy responded, knowing that to fail to do so would bring an unwanted orb that couldn’t miss at that distance. Had we have gone by where he had dug in, the results might have been very different as our backs would be open for his fire.



We all talked about how good the day had gone. We’d all got to shoot some paint and use some strategy. We’d had some good exercise and everybody agreed that it was about time to call it a day. The equipment had performed well and I don’t recall a time when mine has done better.

We’re looking forward to our next outing on June 24. Hope you can join us!


<<<SCIENCE>>>



SATURN’S RINGS ARE ERODING AND WILL ONE DAY DISAPPEAR COMPLETELY

By Adm. Willy Smith, Chief Science Officer, Starfleet SFPP Certified

The planet that I grew up studying in school and could name it because of its distinctive rings is gradually losing what are popularly believed to be permanent features. New research shows that [Saturn's eye-catching ring system](#) is disappearing and may



soon be a thing of the past. The findings, based on data captured by [NASA's Cassini mission](#)—which orbited Saturn between 2004 and 2017—were published in three separate studies in May. Each study came to a similar conclusion: Saturn's icy rings are really young. One of the coolest looking planets in our solar system will one day look like Uranus.

In fact, the rings—made up of mostly ice and rocky dust from broken asteroids—are much younger than the planet itself and likely formed when dinosaurs still roamed the Earth. Our inescapable conclusion is that [Saturn's rings](#) must be relatively young by astronomical standards, just a few hundred





million years old. If you look at Saturn's satellite system, there are other hints that something dramatic happened there in the last few hundred million years to even cause the rings to form.

During [Cassini's Grand Finale](#) in 2017, when the spacecraft cruised between Saturn and its rings 22 times, researchers were able to determine the age and longevity of the rings. They observed that the rings are losing many tons of mass per second, meaning they'll only be around another *few hundred years*.

Scientists have shown that massive rings like Saturn's do not last long. You can speculate that the relatively puny rings around the other ice and gas giants in our solar system are leftover remnants of rings that were once massive like Saturn's. Studies show that in the not-so-distant future, Saturn's rings may grow to resemble the sparse [rings of Uranus](#) once they have eroded.

In studying the universe, we often think about origins—origins of galaxies, stars and planets. Planets are incredibly active and have diverse systems when new things happen all the time. If Saturn's rings are not as old as the planet, that means something happened in order to form their incredible structure, and that is very exciting to study.

Saturn Is Sucking Up Its Rings.... Hey, Spit That Out!

<<<MEDICAL>>>



MEDICAL MINUTE - June 2023

MEDICAL MINUTE: RUN, HIDE OR FIGHT

By Commodore Tammy White, Chief Medical Officer

Due to increased mass shootings around the country and shootings in our own area I thought this month I would go over some tips on what to do if you find yourself involved. These tips came from training I did at work. It was not an active shooting but rather some videos we were required to watch. You can find videos on how to survive active shootings on Youtube.com.



The videos, which were narrated by police officers all say you basically have 3 choices and they are RUN, HIDE, or FIGHT.

The first is run. As soon as you hear shots or are aware of the danger, run to the nearest safest exit. Leave all belongings behind - do not take precious time grabbing anything. If you can get others to follow you do so, but they suggest you should not waste time if they do not want to go. You have to look out for you.

Once outside and it is safe call 9-1-1 if police are not present. Once outside stop others from entering and alert them to the danger. If police are present follow their directions exactly, including putting your hands up if asked. You do not want to become part of the problem. Remember their first priority is to stop the threat. They will not take time to help you escape or assist those injured. They must stop the assailant. Do not leave the scene until cleared by police. They will need to speak to everyone.

ACTIVE SHOOTER RESPONSE
LEARN HOW TO SURVIVE A SHOOTING EVENT



If you cannot run, the next step they advise is to hide. If you're in an office building go into a room that can be locked. Lock the door and hide in a closet, under a desk or anywhere else you can be sure to turn off the lights and block the door if you can and stay away from windows and keep quiet. If you have a cell phone, be sure to silence it and call police if you can do so quietly and safely. While hiding you should think about what you can do if you face the assailant.

Which brings us to the number three, fight. If you cannot run or hide you may have to fight. Look for things you, and anyone with you, can use to fight. Things like fire extinguishers, scissors, a chair, anything that will distract and stop the threat.

I hope none of us are ever in this type of situation but if you are, I hope this information helps.

<<<<ENGINEERING>>>>

ENGINEERING UPDATE

Fleet Captain Darrell Millner, Chief Engineering Officer, Starfleet SFDPP Certified
ENGINEERING: MONTHLY UPDATE JUNE
Monthly Ops Report - Engineering SD: 202306.01





Welcome to summer time 2023. These past few months have been a rollercoaster ride and I am sure there are challenges and joys ahead. That's what keeps it interesting, aye.

It occurred to me this morning that over the next week our youngest son will turn 35, our oldest turns 46, and next month will be the 39th anniversary of our first date (I know, I know, time machine and faulty birth control comes to mind Zaphod Beeblebrox) but to the point, my bride asked me if I was feeling old. And to be honest - NO, a bit tired at times, but No, I do not feel old. I stay engaged (as it were). Between my Heimdal, Region One, and SFA activities, multiple home projects, automobiles, model train club, BSG, grandsons, watching our humming birds, and my beautiful bride who has time to focus on feeling old.

"Take Nothing For Granted," people, assignments, perceptions. So, lets dive in to June shall we... Please I encourage, invite, even somewhat beg you to take a look at the Heimdal Engineering Department's award-winning newsletter "T.E.L. The Engineering Link" <https://trek.millnet.com/home/eng-link/>; The team goes all in with articles, reports, information, trivia and more. It is the best way to stay informed on our small but active department.

28 SFA courses by the team this month, looking forward to June.

I'd like to give a special shout out to Zack, Jody, Bud, and Kathy for all their stellar support and encouragement.

Plans are in the work for an Engineering Open House Zoom in July so keep your comm channels open. Remember, YANA - You Are Not Alone. Millner Out.

HEIMDAL'S PET FLEET

PERFORMING PET CPR: EVERYTHING YOU NEED TO KNOW

By [BetterVet Team](#) • Medically reviewed by [Dr. Kingsley](#)

Understanding how to perform CPR on pets is a vital skill that all pet owners can benefit from. Just like CPR can save a human's life, CPR on pets could save a life in an imminent medical emergency. Despite the importance of this vital technique, many pet owners are not confident in performing CPR on a pet.

Below, learn the basics of performing CPR for pets. With these general guidelines in mind, you'll feel better prepared to act quickly during a cardiac episode.

What Is CPR for Pets?

CPR for pets, or cardiopulmonary resuscitation, is a medical procedure to try to restore blood circulation and breathing when a dog or cat has suffered cardiac arrest. Although the success rate for CPR in pets is lower than in humans, some animals do respond to CPR. As a result, knowing this critical skill in a medical emergency involving your cat or dog is essential.



Before Beginning CPR on Pets

Before beginning pet CPR, confirm that a pet is unconscious and has arrested. Attempt to shake them or call their name to see if they respond. Check to see if your pet is breathing and check for a heartbeat. You can locate the heart by placing your hand on the left side of the chest below the elbow. Alternatively, you can try finding your pet's pulse on its inner thigh, where the leg and body meet.

If your pet does not respond, begin CPR and seek emergency medical care promptly.

How Do You Perform CPR on a Pet?

CPR consists of rescue breathing and chest compressions. After ensuring an open airway by extending the head and neck, begin chest compressions if no pulse is detectable. Position cats and small-breed dogs on their side and squeeze the chest circumferentially using one or both hands. For medium and large dogs, locate the pet's heart and place the heel of one hand on top of it. Place your free hand on top of your other hand. Depending on your dog's breed, the hand placement may vary slightly.

Your hands should be placed on the widest part of the chest for deep-chested dogs such as a Great Danes or Greyhounds. For dogs with a barrel chest, such as a Pug or a Boxer, your hand should be placed on the widest part of the breastbone and positioning them on their back is often best. Your Bettervet Veterinary doctor can provide more information about CPR specifics for your animal's breed.

Performing Chest Compressions



Performing chest compressions can quickly become tiring, so it is ideal to switch off with another person, if possible. Before beginning compressions, your pet should be positioned to lay on its side or back. Then, begin by locating the rib cage.

You'll want to press firmly into the rib cage, pushing fast at 100 to 120 compressions per minute. Keep your elbows straight while performing chest compressions. Before the next compression, watch to ensure the chest returns to the starting position. For larger animals, you may need to press with more force than with smaller animals.

Although you may feel nervous pressing firmly, a firm press is needed for successful chest compression. Do not stop chest compressions until you reach a veterinary clinic or emergency hospital.

Breathing

Extend the head and neck and pull the tongue forward to ensure an open airway. This may cause spontaneous breathing, so listen for breathing sounds and watch for the rise and fall of the chest. If breathing does not occur after 10 seconds, begin rescue breathing. Giving rescue breaths is done by gently closing your pet's mouth, covering the nose with your mouth, and forcefully blowing into their nose. Ensure that the pet's chest rises with every breath.

Give 3-5 full breaths and stop to check for breathing and a heartbeat. If possible, try to coordinate breaths with chest compressions. This allows you to see if your CPR attempt is working. If coordination is not possible, for every 30 chest compressions you perform, try giving your pet 2 rescue breaths. Rescue breaths provide oxygen directly into your pet's lungs, helping them to breathe during a cardiac event. If breathing has not started, give breaths 10 times per minute.

Frequently Asked Questions

What are the "ABCs" of pet CPR?

It's normal to feel overwhelmed and forget what you know about pet CPR during a crisis. The "ABCs" of pet CPR can help you remember what to do. This acronym stands for "airway, breathing, and circulation." These three vital components of CPR include checking the airway, performing CPR breathing, and beginning chest compressions/circulation attempts.

Where should I bring my pet after performing CPR?

CPR is intended to help restore blood flow and oxygen if your pet is not breathing or their heart has stopped. If another person is present while you perform CPR, they should begin taking measures to transport the pet to the nearest animal hospital or emergency veterinary clinic.

If you're alone while performing CPR, you may need to seek help from an emergency pet ambulance or call an animal hospital to determine the best course of action. BetterVet is available for follow-up [sick pet visits](#) to help you manage its ongoing care after getting treatment from an emergency veterinarian.

What position should my pet be in before I start CPR?

Chest compressions should be done with your pet lying on its side or back. For breeds of barrel-chested dogs, CPR is performed while they lay on their backs. This positioning makes it easier to perform chest compressions as part of pet CPR.

How many people are needed to perform CPR on a pet?

It's best to have two people present to perform CPR on a pet, although this is not always possible. This allows one person to perform rescue breaths while the other performs chest compressions. Performing chest compressions can quickly become tiring, so having two people provides relief when needed.

Ask Your BetterVet Veterinary Doctor for More Information

Want to learn more about becoming skilled at CPR on pets? During your pet's next visit, ask your BetterVet veterinary doctor for more resources on pet CPR. The American Red Cross also offers helpful courses for pet owners to learn [pet first aid skills](#). It never hurts to be prepared to protect your furry friends!

Is your pet up to date with their vaccinations? Like CPR, [pet vaccinations](#) are essential in protecting your pet's health. Book an appointment with BetterVet for your [pet's annual wellness exam](#) to discuss recommended vaccinations to support your pet's health.

CADET NEWS



HEIMDAL'S CADET CORPS
Heimdal's Cadet Corps: Left to right –
Allen Hatter, Darrell Spencer and Jonah Ryan



SPRING 2023 CAMPOREE

By Jonathan Hatter



During the weekend of May 5th through the 9th, Cadet Hatter and I attended the Spring Camporee at Scouts BSA Camp Ottari in Hiwassee, Virginia. Located roughly 23 miles from Radford, Ottari is part of the Blue Ridge Scout Reservation that encompasses 17,500 acres. The Reservation houses both Camp Powhatan and Camp Ottari with vast wilderness and wildlife all around.

We departed Lynchburg for the roughly 2.5-hour trip and arrived to set up camp just before dark. We then enjoyed a quiet evening by the fire. There were lots of jokes and tall tales under the super bright moon.

The Scouts were up by 6am to prepare pancakes and get everything cleaned up. The opening flag ceremony was at 8:30 and then the activities would begin. The Scouts could participate in shooting .22 rifles, archery, and some leatherwork. One seasoned Scouter had a display of uniforms and handbooks from throughout the years. After all, Scouting is over 100 now.

The Troop broke into two groups and headed out. Allen and a friend spent 30 minutes with the Orienteering Instructor. His knowledge of navigation and terrain was fantastic. The boys had lots of questions about how to read the compass and maps.

Cadet Hatter reformed with his patrol and headed to the rifle range. It was manned by certified instructors for a fun and safe experience. Allen posted an excellent target with his firearm. I'm in trouble when he joins us for phaser sim!

After lunch most of the Scouts attended an information session about the Mountaineering Program offered at the Camp. There is a small frontier area complete with a cabin and small tavern. This program allows Scouters to learn to live the frontier life for six days. Every day begins with cowboy coffee and teaches how to prepare all meals over a campfire. The village even includes a blacksmithing area.

It was now dinner time. The Scouts cooked up cheeseburgers along with potato salad and coleslaw. Us "Old Goats" had foil meals that included steak, onion, peppers and potatoes. Yum! The boys commented *"You Old Goats always eat great."* We concluded with a pineapple upside down cake cooked in the Dutch oven.

During the clean-up our stove ran out of propane but not to worry, the boys stoked the fire and boiled our water the old-fashioned way. We got into our Class A uniforms and headed to the parade field for the closing flag ceremony and bonfire. The boys participated in a funny roller coaster skit that received lots of laughter from the crowd.

Sunday morning came quickly but the Scouts were up early again preparing soda cobbler for breakfast. Nothing like Sprite, canned fruit and cake mix to get the day started. Ahh, the breakfast of young champions to conclude another fun camping trip



REGION ONE STUFF / STARFLEET STUFF

From Phillip Cox, R/1 RC


*****Please note: this month's Regional CO / XO meeting was postponed 5/21/2012, due to the crucial information that needs to be condensed and shared from the Admiralty Board meeting.**

The Admiralty Board meeting discussed significant updates and developments (mostly on the Fleet level, but a few that pertain to the Regions) that require follow-up and discussion as a leadership group. Most of the items covered the business direction of SFI, updates to the MHB that weren't sent out a few months ago via the R1 Command listserv, and a few other items, most of which I, the R/1/RC voted to come back to the AB after discussions with respect to our region.

I'm currently working diligently to condense and summarize the key points and actionable items derived from the meeting. This will allow us to have a comprehensive discussion during the upcoming CO/XO Meeting, which we will announce within the coming days. Your chapter CO will let you know the pertinent info.

June is Dairy Month...

*Enjoy COSMIC Dairy Products from
COSMIC COWS ... Raised by Ferengi
Farmers in the Neutral Zone*





STAR TREK STUFF

STAR TREK CHALLENGE – DENNIS HENDERSON

Commander Dennis Henderson reporting ...



While I was streaming Gunsmoke, I get a small surprise. Certain celebrities pop up. The big stars like Burt Reynolds, Bette Davis and Jodie Foster. A side note; Glenn Strange--Sam the bartender played Frankenstein's monster with Boris Karloff. (Hint).

So, I present the following challenge. True Star Trek fans should be knowledgeable for this challenge. It is this; look at the following names and tell me what Star Trek character they played. (These actors were in Gunsmoke episodes). This covers all of the Star Trek universe.

William Shatner.
Mark Lenard.
Joanne Linville.
John Fiedler.
Michael Ansara.
Theodore Marcuse.
James Doohan.
Robert Lansing.

Leonard Nimoy.
Ricardo Montalban.
Gary Lockwood.
Liam Sullivan.
John Colicos.
Grace Lee Whitney.
Mariette Hartley.

DeForest Kelly.
Joseph Mell.
John Hoyt.
Alfred Ryden.
James Cromwell.
Clint Howard
Morgan Woodward.

Diana Mulduar
James Daly
Brock Peters.
Tim O'Conner.
Arlene Martel.
Harry Bosch.
Nehemiah Pereoff.

This is your challenge list. Some easy, some hard. After seeing or recognizing their faces, I paid more attention to the Gunsmoke episodes. Might have missed a few but this is a worthy challenge to a true Star Trek fan. Make it so!
End of report.

LITTLE KNOWN STAR TREK FACTS



THE ZAK PERSPECTIVE

"The Big Book of Star Trek"

Review of "Star Trek First Contact: The Making of the Classic Film" by Joe Fordham – Part Two*

By Zak Lyon

"By having Bob and me in this movie, it shows that we are all part of the same big book of Star Trek." Paraphrase of a quote from Ethan Phillips re: *First Contact*



I'm trusting my memory with this comment by Ethan Phillips. I searched everywhere and couldn't find the exact words. But the sentiment perfectly expresses how I feel about the importance of *First Contact* for the greater Star Trek universe (STU). In this part of my book review (peppered with my thoughts about the movie) I want to show how this was accomplished.

Like *Iron Man*, the first comic book film to acknowledge the existence of other powered individuals, *First Contact* was the first time all the series became connected in my mind. When the *Defiant* flew into that cool shot with the Borg Cube all I could think was ***"How did they keep Sisko off the bridge of that ship? There must be a story there."*** For me this wasn't just a way to put Worf back at tactical. It was an acknowledgement of the "big book." In his book Joe Fordham shows how the architects of the film accomplished this feat.

Now we have the time to talk about time. So, let's travel back to the end of last month's article. By using time travel, the creators of *First Contact* could touch on the pre-established Star Trek history of WW3, the post-apocalyptic earth, and Vulcan first contact. Time travel also allowed the redefinition of an in-universe legend.



Much like the musical *1776* (does anyone know the Trek/1776 connection?) where we see initially flawed versions of the founding fathers rise to meet their legends, Riker's away team had to come to a friendly understanding with a foundational figure, Zephram Cochrane all while simultaneously grappling with the staggering revelation that Cochrane made this huge leap forward for humankind to make money. The crew of the "E" would see their estimation of Zephram Cochrane be broken down and then rebuilt over the course of the film. *First Contact* connected TNG and TOS, but this time with a more human Cochrane – "...a shambolic figure clad in flowing furs suitable for hiding an ever present cocktail flask... a deliberate departure from Star Trek legend." The book dedicates a whole section to Cochrane, Resurrection City, and the Phoenix. The details of how the Titan Missile Museum was transformed into the launch site of the first warp capable craft were fascinating,

First Contact further connects the STU by referencing lore contemporary with TGN. The Doctor is installed on the Enterprise E, The *Defiant* warps in from DS9, the Delta quadrant is reinforced as the home of the Borg - thus setting up the Borg/Voyager storylines and we flashback to Locutus and Dixon Hill. And retroactively, *Enterprise* is connected through the reimagining of Cochrane who is referenced in that series. The book gives a glimpse into all these choices.

Fordham relates the evolution of the script from a fantasy set deep in earth history to the final version. The original idea would not actually lead to the beginning of the STU in my opinion – just a more episodic romp with familiar characters. I also appreciated the sections on how the uniforms, the ships and the cinematography were adapted from TV to movie sensibilities. I loved the description of the "E" as "swanlike and elegant." The designs decisions made for *First Contact* carried over to the greater STU – even though some were not the best for TV.

In the section on the script, Fordham talks about how Patrick Stewart nixed several ideas. He particularly wanted to stay onboard and face the Borg. This less soft spoken, more gung-ho Picard is another gift of *First Contact* – known to fans today as "Movie Picard." This entity can be seen in new Trek in the eponymous series.

"With First Contact, all the pieces fell together. It had a great story, great characters. It was scary, sexy, funny, a little bit like a horror movie, a little bit like an action-adventure movie, and it had a wonderful pace." - Director Jonathan Frakes.

In my opinion *First Contact* was the touchstone for all future Trek and Fordham's book tells you everything you would ever want to know about how it was made. The *Defiant*, the EMH, Locutus, Dixon Hill, Zephram Cochrane all in the same film! What a ride! And now we have the Big Book of Star Trek. A book much bigger than ever imagined in 1996. *First Contact* started the Big Book and now it is the never-ending story.

***see May 2023 Rainbow Connection for Part One**

CONTINUING ROLE PLAY
Part 8 of *The Bound Dog Shall be Loosed*:
"THE CHAOS CONTINUES"
By Darrell Millner and Zak Lyon

Aboard the USS Heimdal...

Chief Engineer Millner stepped off the turbo lift abruptly (uncustomary for him) nudging past PO3 Adams and gave a quick **"Excuse me Brysen, catch up with you later,"** his mind juggling the day. Millner had just gotten done with his



shift and ran into L. Whately in the corridor, hearing those familiar words *"Chief, got a moment?"* All I want is a *raktajino* and my book, he thought, but instead grinned and said *"Absolutely, what'cha got?"*

Whately paused, sensing the timing, *"Chief, we are having an issue with relay 19-68 Icarus/tc, And Lt. Commander Rowland - who was assigned to work on it yesterday - has not submitted an update or closed the work order."* Millner checked over the padd, *"Thanks Larry for bringing this to my attention, I'll take care of it."*

Stepping into his office, Millner said *"Computer, Raktajino - hot, raspberry scone."* The familiar sound of the replicator brought some peace to the end of his day. *Peace, ha ha*, he thought and tapped his comm badge. *"Lt Cmdr. Rowland please report to Chief Millner's office ASAP."* There was an unfamiliar pause and silence. *"Computer, locate Lt. Cmdr. Rowland"* – *"Lt. Cmdr. Rowland is not on board the Heimdal."* Millner spilled his drink. *"Computer what do you mean not on board..."* – *"Lt. Cmdr. Rowland left on shuttle /28 at 2330 hours yesterday."* By all that is holy, thought Millner. *"Millner to XO Smith."* *"Yes Chief - It's about Rowland isn't it?"* Millner took a moment to compose, *"Yes, Willy it is, something I should know?"* Smith came back with a caring *"Chief, we will talk in the morning - ok"* *"Alright Millner out."*



Millner grabbed his toolbox and headed down to the turbo shaft, lightly grumbling, *"Tomorrow sure, but this task needs attention now. Smile, Darrell, smile."* Feeling slightly guilty about Adams he made his way to the Jeffries tube. Grumpy kicks in and he can hear in the back of his mind while working up, up the next junction's ladder: *Become an engineer, take on the challenge, make a difference, hump, I'd rather be in Dornie.* Just before reaching the relay he was seeking, he blurted out *"what the blazes?"* Damn sloppy he thought to himself noting a fiber line running two meters - exposed - and tapping into the comms transceiver node. The light pattern indicated it was in use. Millner grabbed his tool box, utilizing one of his favorite items connected to the unit.... a voice comes across the air: *".... And my duty schedule just happened to be recently adjusted so that I am literally working beside this El-Aurian. Did you arrange that too?... Does it matter?"* said a second voice. Just as he was about to hit his comm badge and call out for Davis in Security he thought... wait, is that Walkers voice?

Lt. Commander Zak Lyon came off shift to find his quarters tossed. He didn't notice at first as he was still thinking about his encounter with Bud. *Nav and Conn are supposed to have a shorthand. The XO told me to work on this. Maybe share some holo-vids with him or something. Common frame of reference he said. But Bud didn't even mention my invitation.* I am trying. Lyon sat and powered down his ambulation unit. He surveyed his quarters, trying to notice any clues. *The room is trashed but not so much as in a pattern of someone looking for something, he thought...but of someone... or something ...just wanting to let me know they had been here when I was on duty. Some things are just smashed. Looks like the bulkhead has been dented in.* He turned on his intercom to report the damage to the quartermaster, only to find that there was already a message waiting for him on the screen. With growing horror, he read: *Has anyone ever told you that it was rude to eavesdrop? Mind your manners, Listener.*

He was stunned and hurt. *I try to keep a very close watch on unconscious use of my abilities, he thought. I never ask for these impressions to manifest at odd moments. But sometimes they just do. Especially in instances where they are particularly strong...like with Bud earlier today. But he would never say something like what was in this message. He hardly says anything. I don't know who this is from, they are trying to make me afraid. But why?* He decided not to give that to them but also to avoid the intercom. *I think I will just go directly to the quartermaster to report the damage. Then to Captain Millner. He can follow up with Security and Communications. Then to the holodeck ...to think. With a peaceful spot for reflection, I know I can begin to piece some of this together.*

Lyon powered on his AU and slowly rose. *I can rest when I get to the holodeck,* he thought. And leaving his room just as it was, he tapped the door PADD and left the chaos behind.

To be continued...





REVIEWS

A Man Called Otto: A Film Review By Linda Smith



In late December I started seeing movie trailers on TV and talk show appearances by the cast of the soon to be released film, *A Man Called Otto*. In no time at all I knew I really wanted to see the movie. It featured a favorite actor of mine, Tom Hanks. I'd grown up with Hanks and have come to appreciate his wide-ranging diversity of talent and his amazing body of work. He easily fits into a "laugh until your sides hurt" comedy and can turn your heart to mush giving a very serious performance.

A Man Called Otto was, I soon realized, a 'family' film. Starring Hanks, it was produced by his wife, Rita Wilson who also wrote and performed the main theme song, and their 26-year-old son, Truman, who plays Otto's younger self in the film - his acting debut.

Another **major** reason I wanted to see the movie was that all the trailers featured a charming little long-haired grey cat and I LOVE cats. Enough said

A Man Called Otto includes a warning / disclaimer.

Most of the cast members were new to me, but all gave pretty amazing and believable performances. It is one of those films in which everything 'clicked' and meshed into a charming movie of real-life passions, tragedies, how we depend on each other and the ways in which we are changed and effected by love ... even the bonding love we, as animal lovers, understand from our relationships with those special animals with whom we've shared our lives. We understand and know first-hand how calming and comforting it is to reach out in the darkness to hold a waiting paw lying beside us on the bed.

While the movie was here we never had time to see it. The first several months of this year were especially hectic and suddenly the movie was gone from local theaters. Sadly, we'd missed it.

Earlier this month my husband watched *A Man Called Otto* on some cable streaming service and couldn't stop raving about it. We set aside a time to watch it after dinner one evening and we watched it together. It was everything I'd suspected it would be and everything my husband TOLD me it was. It was a perfect evening spent together enjoying an inspiring film that we will both be thinking about for months to come.

I'm purposely NOT telling you details about the movie. I'm not going to be responsible for **spoilers** that might ruin your enjoyment of the film when you have a chance to watch it. It's still "out there." **DO** see it. It's worth your time to watch it and, if you are human and have a heart, you will love it and think about it long after you turn off your TV.

AND the cat was wonderful ...



BREAKING NEWS!!!!!!

WALKER RECEIVES STARFLEET BOOTHBY AWARD

As this newsletter is just wrapping up, we found out that CONGRATULATIONS are in order for Commander Bud Walker. On May 31 Bud received the prestigious Boothby 50 Recognition for completing 50 Starfleet Academy courses. That is quite an undertaking and quite an accomplishment. CONGRATULATIONS, Bud ... from ALL of us.

LOOKING TO THE FUTURE From Linda

Now that the Trek Collectibles Auction is a done deal, we start looking forward to our next big fundraiser, our Annual Charity Auction on September 16 ... (and canvassing ... ugg). We also have our next Space Camp Contest this fall but until all that happens, we have a relaxed, fun summer ahead, which we all need.





In July Richard Riley will be our meeting guest speaker. The meeting will be at the Sugar Mill pavilion and Richard will be giving us a demo of some cool sculpture he's working on. AWLAYS a favorite, we're really looking forward to seeing him.

Mark your calendars and be prepared to enjoy a wonderful summer with the Heimdal.

THAT'S IT - WE QUIT ...

We thank all of you for contributing to this newsletter and we hope you enjoy reading it. It is unique in the universe.

We'll see you at the meeting and at Game Night. Both are going to be so much fun. And we'll see you around the galaxy. (BTW, WHO are those ugly bald guys in the picture???)

Linda, Willy and our staff of THOUSANDS.

(Reminder – June is Adopt a Cat Month. ADOPT One from your local shelter. You'll BOTH be glad you did). Adopting one cat doesn't change the world but it changed the world for one cat.



Disclaimer: No part of this newsletter is intended as an infringement on the Star Trek copyright held by Paramount, CBS, Disney or any other company or entity. This is just us doing good and having fun.

This newsletter is in compliance with Starfleet's Privacy Policy - SFDPP. Email addresses and photos are used with permission.

IN THIS MAY ISSUE:

Editor-in-Chief, Staff Writer & Layout: Linda Smith

Star Trek Editor/Staff Writer: Glenda Blanks

Staff Photographer: Willy Smith

Other photo contributors – Linda Smith, Jonathan Hatter, Richard Riley,

Willy Smith

Contributors this issue: Linda Smith, Willy Smith, Carl Davis, Bud Walker, Darrell Millner, Jonathan Hatter, Tammy White, Zak Lyon, Angie Arnold, Dennis Henderson & all that answered the Question of the Month. *Thanks!*

On-Going Contributing Columnist: Richard Riley (Riley's Replicas)

Guest Contributors – Phillip Cox

Distribution Guy: Willy Smith



We'll see you around the galaxy...

HEIMDAL PEOPLE PIX

